



March 2023

HANFORD FIRE DEPARTMENT

SUPPRESSION DIVISION MONTHLY REPORT



RESPECT**COMPASSION**INTEGRITY**ACCOUNTABILITY**TEAMWORK**FAMILY

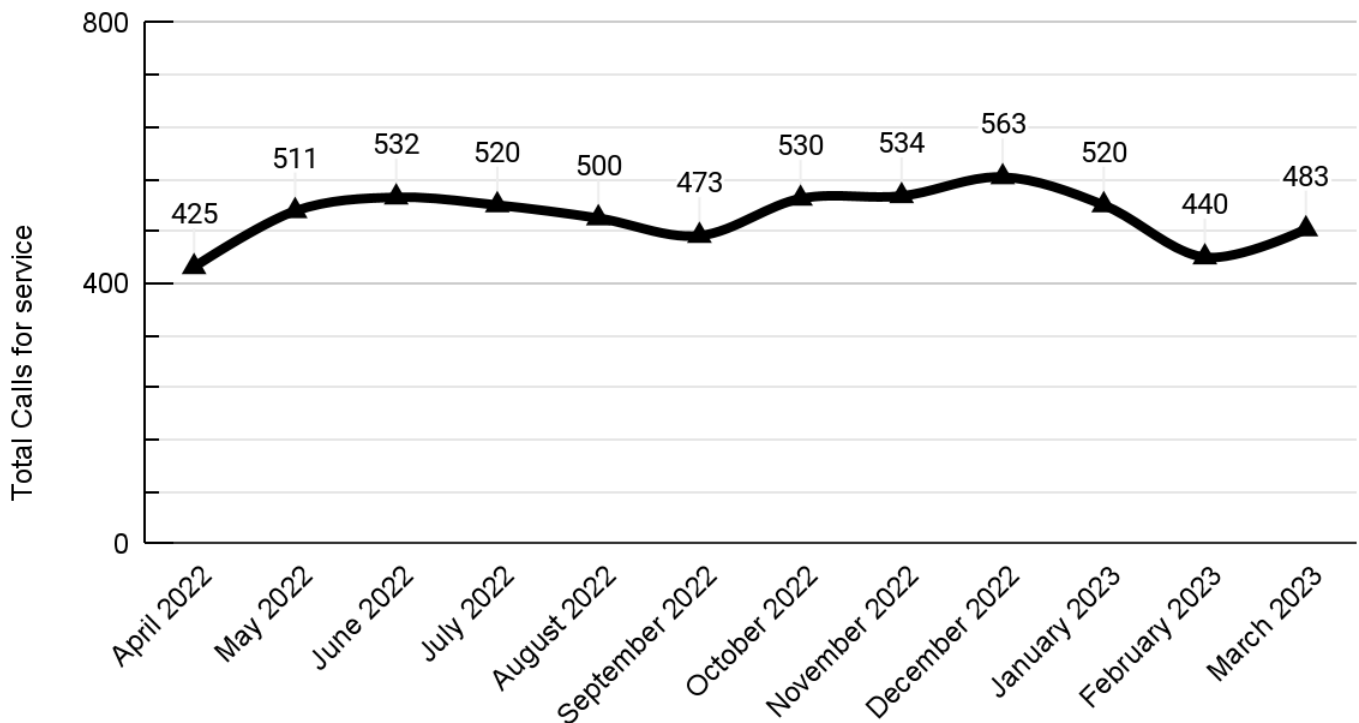
MISSION:

The mission of the Hanford Fire Department is to deliver effective, professional fire prevention and emergency response.

INCIDENT VOLUME:

553-The Hanford Fire Department is an all risk emergency response department. The department responds to all types of fires, rescues, emergency medical responses, traffic accidents, hazardous conditions, explosions and public service requests. Our responses are categorized into two categories; emergent (lights and sirens) and non-emergent.

TOTAL INCIDENTS PER MONTH - YEAR IN REVIEW



RESPONSE TIMES:

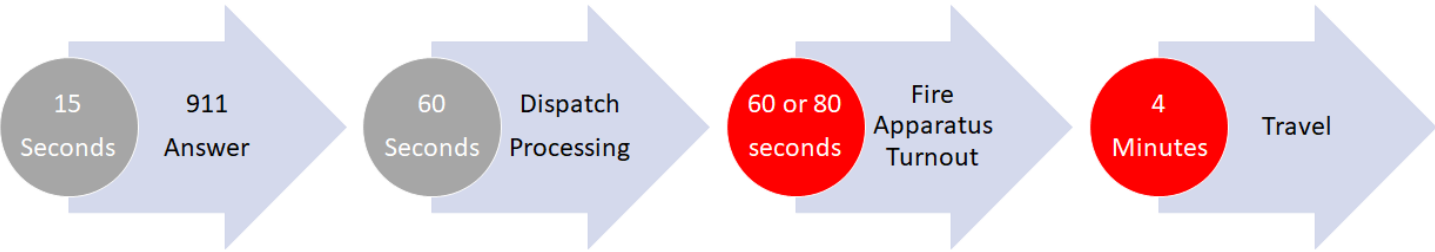
Total Response Time consists of several components from the time a 911 call is received until the firefighters arrive at the scene.

*“**Call Processing**” time. The Hanford Fire Department has set a goal of 60 seconds, 90% of the time based on the NFPA standard 1710 for a dispatcher to receive a 911 call and dispatch appropriate units.*

*“**Turnout time**” is measured from the time of dispatch to the time an apparatus is enroute to the scene. The NFPA standard for turnout time to an Emergency Medical call is 60 seconds, 90% of the time and the standard for fire responses is 80 seconds, 90% of the time*

RESPECTCOMPASSION**INTEGRITY**ACCOUNTABILITY**TEAMWORK**FAMILY**

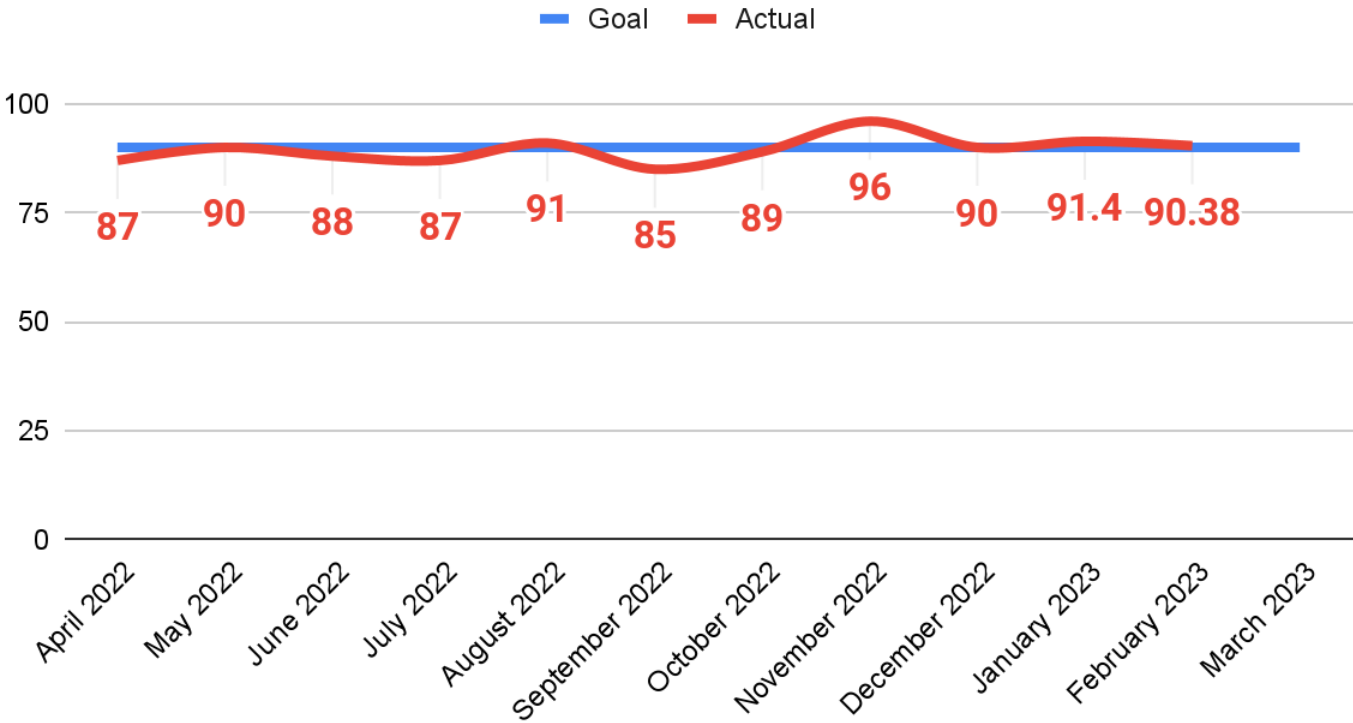
“Travel time” is self explanatory. This is the amount of time that it takes firefighters to drive to the scene. The NFPA standard for travel time is 4 minutes, 90% of the time for the first arriving apparatus and 8 minutes, 90% of the time for all of the remaining responding apparatus.



DISPATCH PROCESSING TIME:

NFPA 1221 addresses nationally recognized goals for the processing of 911 calls. The dispatch service for the Hanford Fire Department is provided by American Ambulance and CCEMSA. They provide advanced, certified dispatching through Emergency Medical Dispatch (EMD) and Emergency Fire Dispatch (EFD). The Total Alarm Handling (TAH) time will be measured from the time the telephone is answered by the call taker at EMS Communications Center to the time that the first fire apparatus is alerted to the incident. **The TAH times shall be one hundred and twenty (120) seconds or less in a minimum of ninety percent (90%) of incidents.**

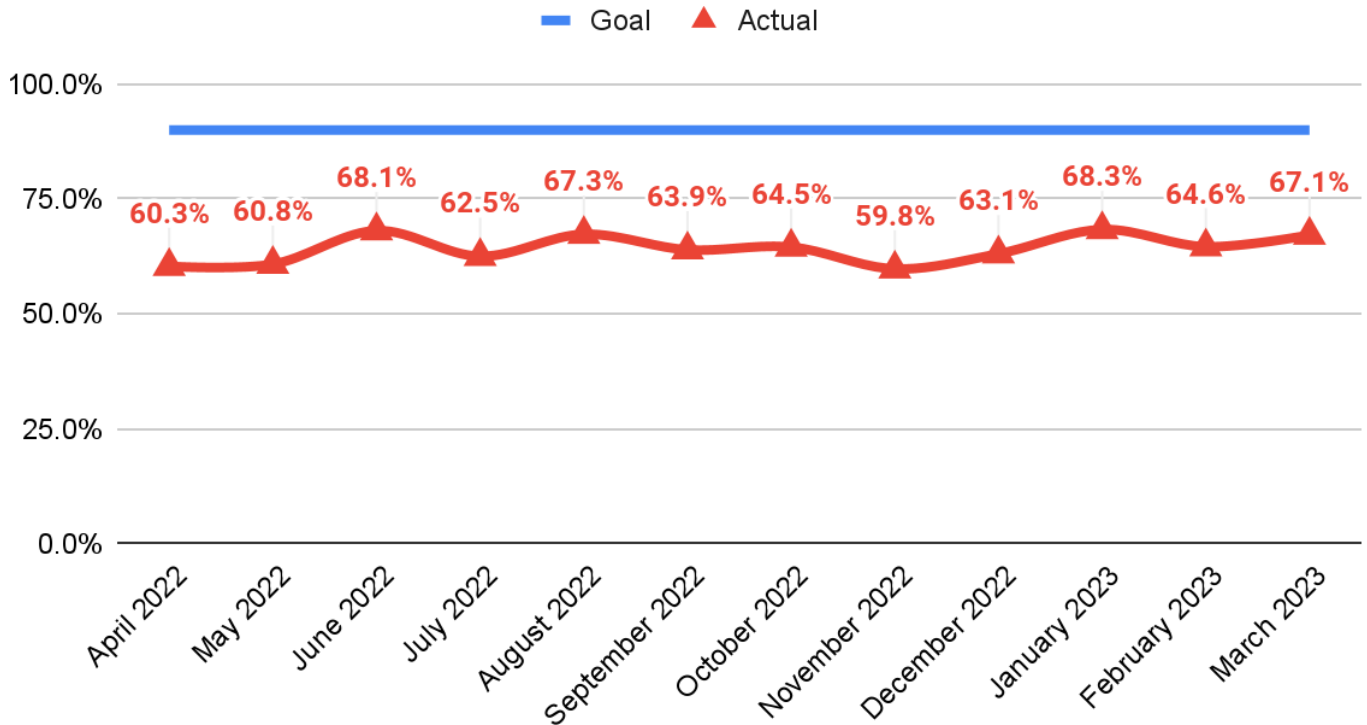
Call Handling % Within 120 seconds



TRAVEL TIME:

1653-This metric applies to all incidents equally. This metric reports how effective our station locations are and assists in identifying future fire station locations. The Goal of the Hanford Fire Department is to arrive the first arriving unit at the scene within 4 minutes, 90% of the time.

TRAVEL TIME



TRAVEL TIME COMPLIANCE PER SHIFT (Report 1653-for each shift)

A SHIFT

71.97%

B SHIFT

62.86%

C SHIFT

66.88%

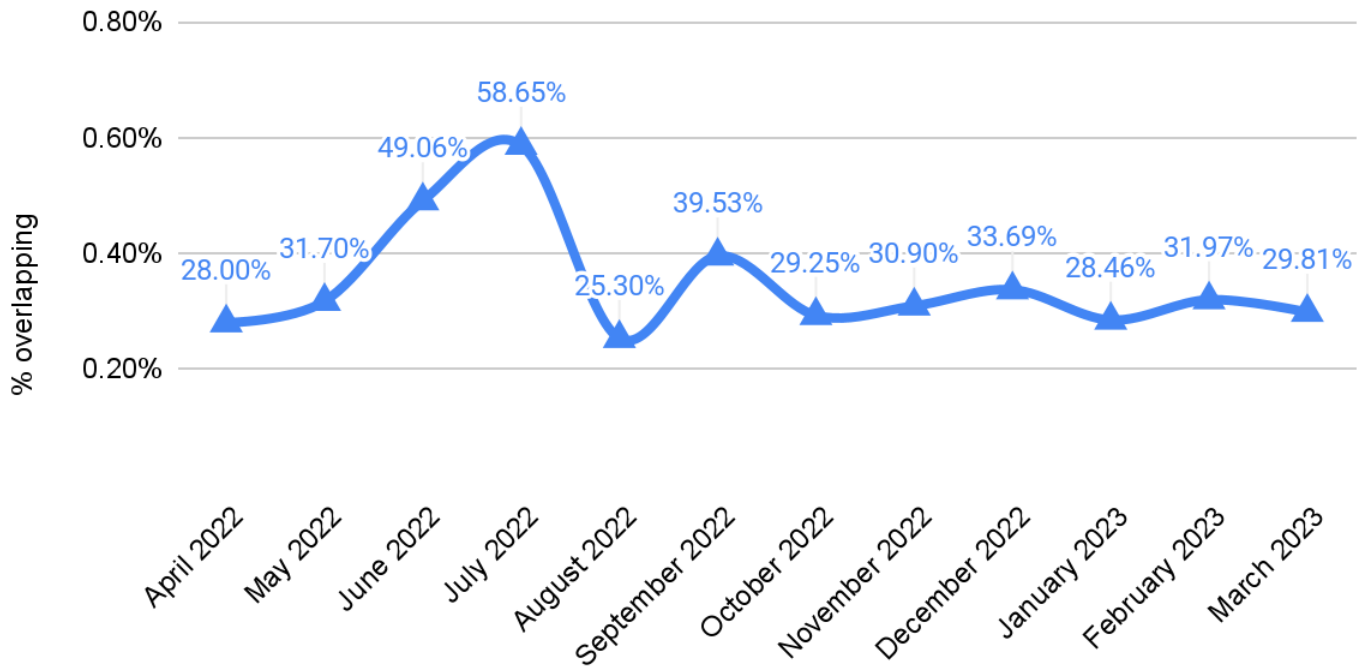


RESPECTCOMPASSION**INTEGRITY**ACCOUNTABILITY**TEAMWORK**FAMILY**

1645-One of the conditions that can have an effect on the Hanford Fire Departments ability to meet our travel time goal is overlapping incidents. An overlapping incident is anytime that units are committed to more than one incident at a time, often resulting in a response from a fire station that is further from the incident location. The following graph shows the percentage of incidents that were dispatched while other units were already assigned. The spike in the summer months is caused by out-of-county responses.

7

PERCENTAGE OF INCIDENTS THAT OVERLAPPED

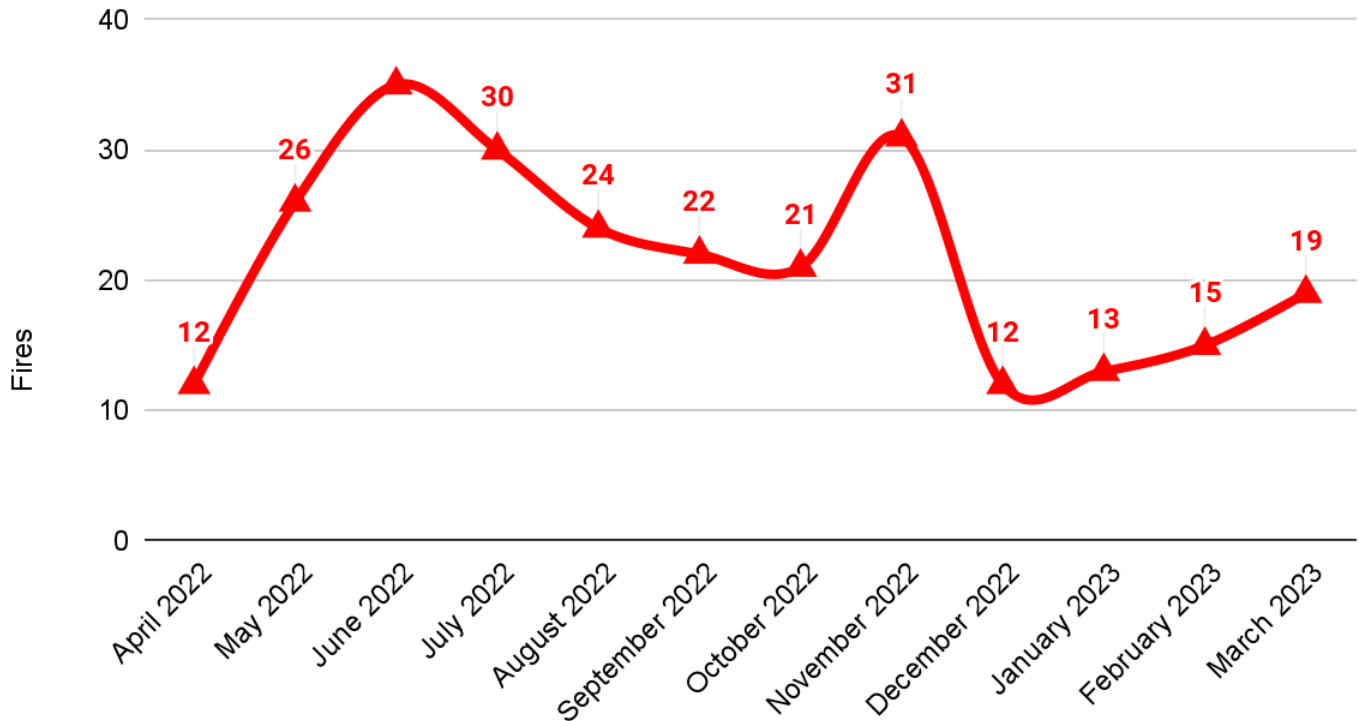




FIRES:

553-The Hanford Fire Department responds to all types of fires including structure fires, vehicle fires, brush or grass fires, forest fires, rubbish fires and cultivated crop fires. These responses require our firefighters to don appropriate PPE prior to responding and often require the response of more than one fire apparatus.

TOTAL FIRE RESPONSES



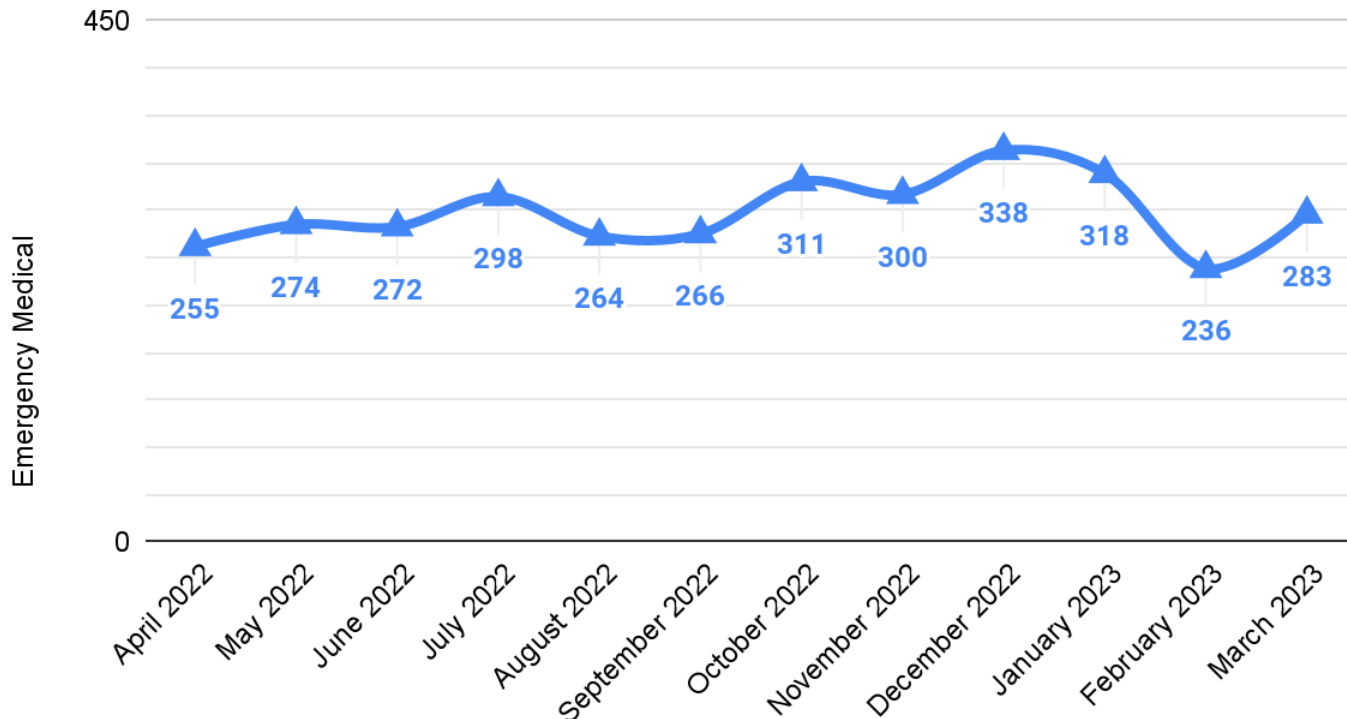
FIRE TURNOUT TIME :	EMS TURNOUT TIME :
1654-The Hanford Fire Departments goal is that an apparatus is enroute within <u>80 seconds of dispatch, 90 % of the time.</u>	1654-The Hanford Fire Departments goal is that an apparatus is enroute within <u>60 seconds of dispatch, 90 % of the time.</u>
THIS MONTH 51.75% COMPLIANT	THIS MONTH 48.88% COMPLIANT
A Shift 68.75%*	A Shift 36.78%
B Shift 58.33%	B Shift 55.06%
C Shift 34.78%	C Shift 54.35%*

RESPECTCOMPASSION**INTEGRITY**ACCOUNTABILITY**TEAMWORK**FAMILY**

EMS RESPONSES:

553-The Hanford Fire Department responds to all types of emergency medical incidents including medical assists, medical calls, traffic accidents, vehicle vs. pedestrian and rescues.

TOTAL EMS CALLS PER MONTH



TOTAL FIRE LOSS VS. VALUE:

1645-The Hanford Fire Department's goal for containing fire loss is to **confine all fires to the room of origin, 80% of the time.**

TOTAL FIRE LOSS	TOTAL VALUE PRE-INCIDENT	TOTAL SAVINGS
\$533,438	\$3,958,166	\$3,424,728

871-CONFINEMENT BREAKDOWN AND COMPLIANCE (previous 12 months) <u>GOAL IS 80%</u>		
Fires that extended beyond the building of origin	1	40%
Fires that were confined to the building of origin	1	
Fires that were confined to the floor of origin	1	
Fires that were confined to the room of origin	2	
Fires that were confined to the object of origin	0	

RESPECTCOMPASSION**INTEGRITY**ACCOUNTABILITY**TEAMWORK**FAMILY**

MUTUAL AID GIVEN vs MUTUAL AID RECEIVED:

1645-The Hanford Fire Department participates in mutual aid agreements with the understanding that in many instances the resources of one agency are inadequate to control some emergencies. Cooperation allows better support of both jurisdictions' ability to control emergent incidents. A mutual aid response is counted when members of both agencies are on scene at the same incident.

	AUTO-MUTUAL AID RESPONSES (GIVEN)	AUTO-MUTUAL AID RESPONSES (RECEIVED)
<i>This Month</i>	2	2

CALL VOLUME BY STATION:

3	Fire Station 1 350 W. Grangeville Blvd.	Fire Station 2 10553 Houston Ave.	Fire Station 3 1070 S. 12th Ave.
<i>Represents the number of incidents that occurred in the station's response area</i>			
<i>This Month</i>	274 - 57%	65 - 14%	144 - 29%
<small>1610-Represents the number of responses for the apparatus assigned to the station (Some incidents have multiple unit responses)</small>			
A SHIFT	108	27	53
B SHIFT	104	28	64
C SHIFT	89	32	63

AVERAGE TIME SPENT ON EACH INCIDENT THIS MONTH	1645-TOTAL NUMBER OF TRAINING HOURS RECORDED THIS MONTH
12:47	727

Total number of incidents related to homelessness (Report 805)
14

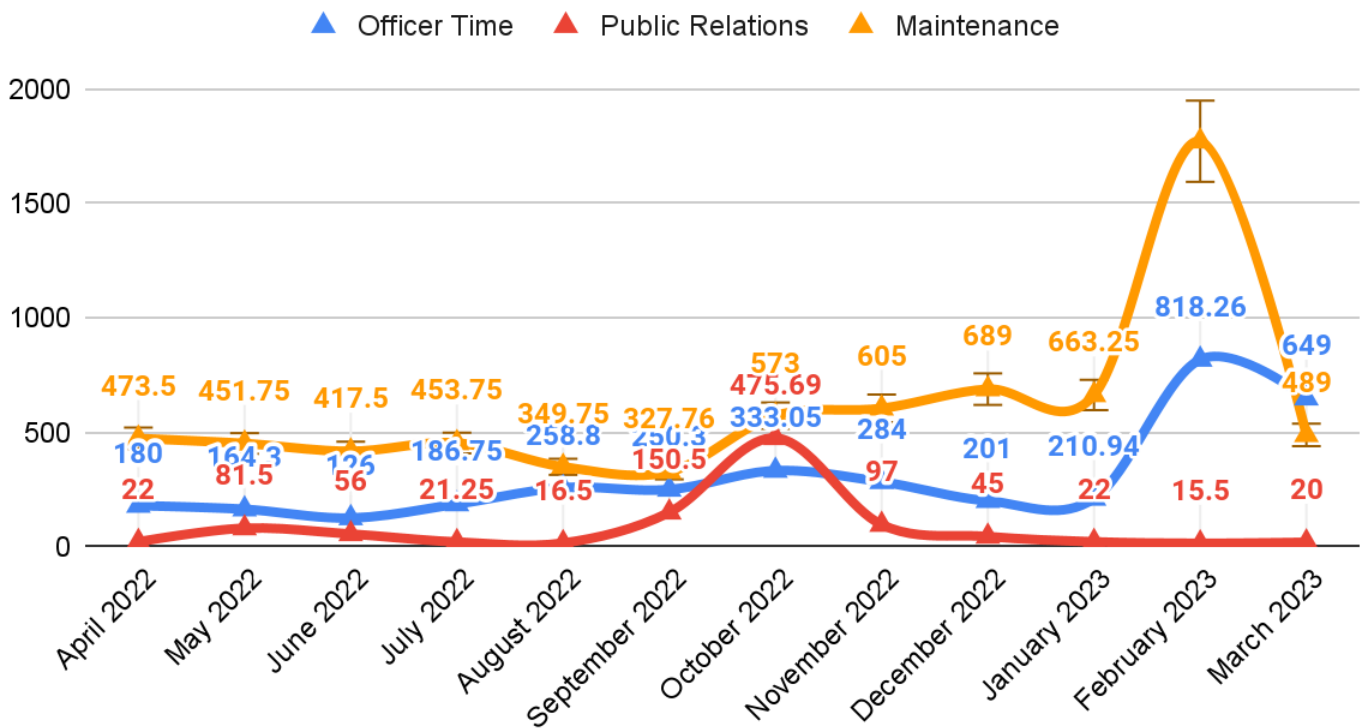
RESPECTCOMPASSION**INTEGRITY**ACCOUNTABILITY**TEAMWORK**FAMILY**

OTHER ACTIVITIES:

The Hanford Fire Department completes activities other than emergency response daily, from management, maintenance, public relations, etc.

MAINTENANCE	OFFICER TIME	PUBLIC RELATIONS
Includes: Fire Hydrant Maintenance, Vehicle Maintenance, Fire Station Maintenance, Grounds Maintenance, SCBA and other equipment Maintenance	Includes time spent managing departmental projects, general office work, policy revision, incident reporting and meetings	Includes CPR classes, fire station tours, engine visits, fire safety presentations, school programs, earthquake preparedness, etc.

Officer Time, Public Relations and Maintenance



RESPECTCOMPASSION**INTEGRITY**ACCOUNTABILITY**TEAMWORK**FAMILY**